

PRESENTATION

- Manual downstream air shutoff on machinery and systems
- Locks pressurisation of the system after manual shutoff: in padlocked position
- This accessory contributes to having machinery and installations comply with European directives

SPECIFICATIONS

	MODULAIR 107	MODULAIR 112
FLUID	: Compressed air	: Compressed air
PORTS	: G1/4 - G1/8 (port 3 : G1/4)	: G 1/4 - G 3/8 - G 1/2 - G3/4 (port 3 : G 1/4)
MAX. PRESSURE	: 16 bar	: 16 bar
AMBIENT TEMPERATURE	: -10°C à +50°C	: -10°C à +50°C
MAX. FLOW (1 to 2)	: Full flow valve	: Full flow valve
DRAIN RATE (2 to 3)	: 560 l/min at 6,3 bar	: 200 l/min at 6,3 bar
DRAIN TIME (2 to 3)	: 6 s (for a 10-litre capacity)	: 53 s (for a 10-litre capacity)

CONSTRUCTION

Body: metal (Modulair 107) - glass filled polyamide (PA) (Modulair 112)
Nitrile seals (NBR)
Isolation or exhaust by quarter-turn manual control
Upstream installation of FRL unit
Air flow direction indicated by arrow
G1/4 pipable exhaust port on under side

CHOICE OF EQUIPMENT

description	Modulair range	port sizes	code
Padlockable 3/2 isolation valve	107	G 1/8	34304017
		G 1/4	34304018
Standard 3/2 isolation valve (1)	112	G 1/4	34303013
		G 3/8	34303014
		G 1/2	34303015
Standard 3/2 isolation valve non intended for the combinaison	112	G 3/4	34303180
		G 1/4	34303052
Padlockable 3/2 isolation valve (1)	112	G 3/8	34303053
		G 1/2	34303054
		G 3/4	34303186
Padlockable 3/2 isolation valve non intended for the combinaison	112	G 3/4	34303182

(1) Version intended for the combination of various functions (FRL - isolation valve etc ...), select the desired functions and obtain the necessary assembly kits and mounting brackets (see page 42)

ACCESSORIES

Assembly kit for adaptation on FRL unit, see page 42
code: **34304001** (Modulair 107) - code: **34303001** (Modulair 112, except G3/4)
G 1/4 sintered bronze silencer, code : **34600002** (weight: 0.030 kg)
G 1/4 porous plastic silencer, code : **34600407** (weight: 0.004 kg)

OPTION

- Equipment for use in potentially **explosive atmospheres** caused by dusts or gases (ATEX Directive 94/9/EC)

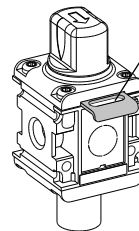
zones	⊕ classification	gas group	ATEX option code	
			Modulair 107	Modulair 112
2-22	II3GD c T 85°C (T6)	IIA-IIB-IIC	612073	612021
1-21	II2GD c IIC T85°C (T6)	IIC	612064	612062



Recommendation: do not obstruct exhaust port 3 located on underside

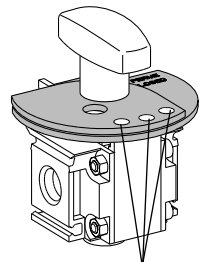
Padlockable isolation valve

Modulair 107



Can be immobilised in closed position with padlock (5 mm dia. hole)

Modulair 112



Can be immobilised in closed position with 3 padlocks (three 7 mm dia. holes)

DIMENSIONS

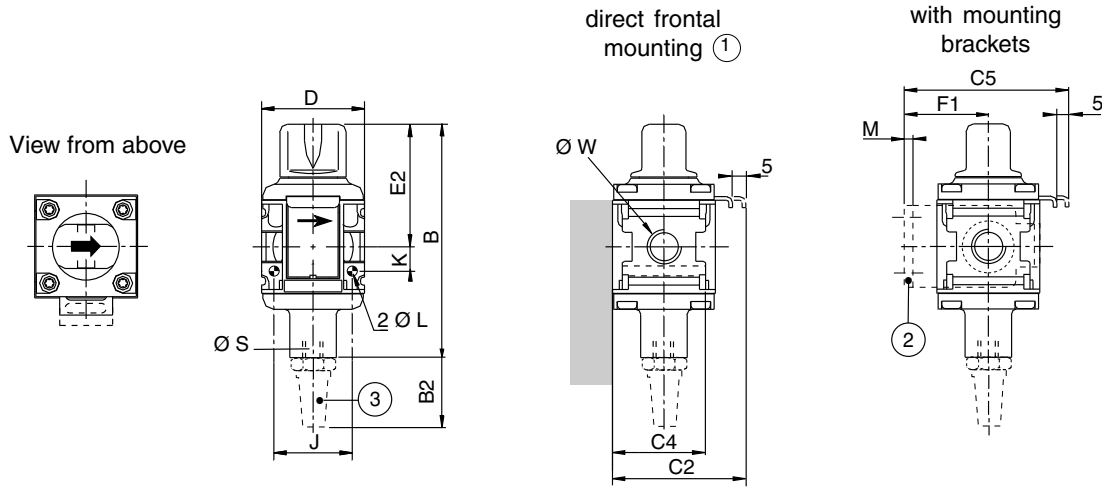
Weights:

padlockable valve (Modulair 107) : 0,265 kg

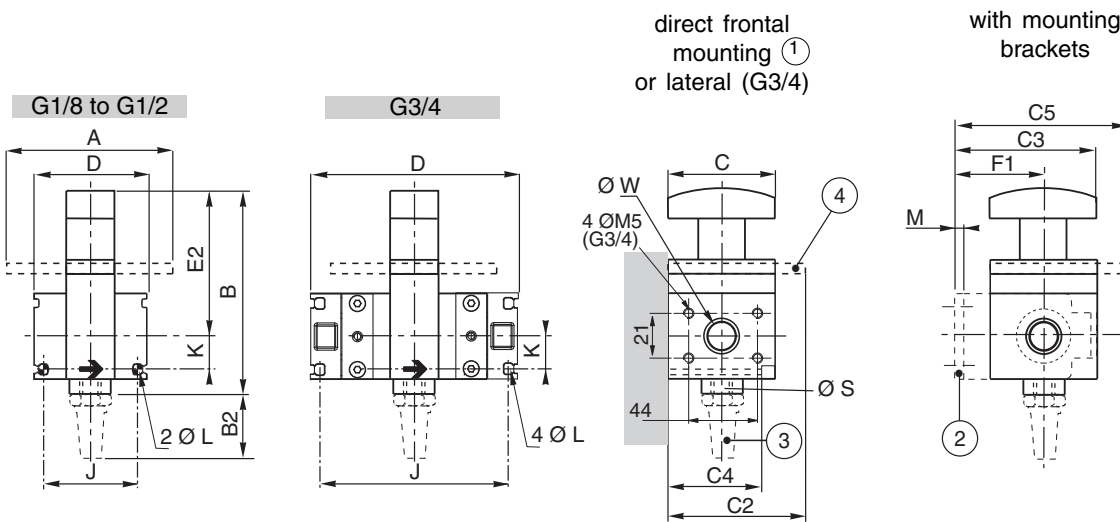
standard valve (Modulair 112) : 0,640kg (G1/8-G1/2) - 0,970 (G3/4)

padlockable valve (Modulair 112) : 0,590kg (G1/8-G1/2) - 0,920 (G3/4)

MODULAIR 107



MODULAIR 112



Ø W	Modulair range		
	107	112	112
		G1/4	
	G1/8	G3/8	G3/4
	G1/4	G1/2	
A	-	84	84
B	97	106	106
B2	56	56	56
C	-	55	55
C2	54	70	70
C3	-	74	70
C4	38	48	55
C5	73	88	84
D	42	58	106
E2	50	74	74
F1	40	46	42
J	32	49	97
K	10	17	17
Ø L	4,1	5,5	4
M	3	4	2
Ø S	G1/4	G1/4	G1/4

- ① Direct frontal mounting (G1/8 - G1/2): 2 holes ØL and depth C4
- ② Mounting with 2 side brackets (accessory)
- ③ Matching G 1/4 silencer (accessory)
- ④ For padlockable version