

FEATURES

- Control of high-pressure fluids
- NAMUR interface pilot for 1/4" solenoid spool valve
- Valve without actuator gland designed for long service life
- Vacuum operation up to 10⁻⁴ mbar
- The valves satisfy article 3.3 of Pressure Equipment Directive 97/23/EC

GENERAL

Differential pressure	[1 bar = 100 kPa]
pilot 3/2 NC	A → B : 40 bar, B → A : 12 bar
pilot 5/2	A → B : 40 bar, B → A : 40 bar
Ambient temperature range	- 20°C to + 100°C
Maximum viscosity	
pilot 3/2 NC	500 cSt (mm²/s)
pilot 5/2	6000 cSt (mm²/s)
Pilot fluid	Air or oil
Pilot pressure	4 to 8 bar
Pilot fluid temperature	0°C à +60°C
Response time (air operation ΔP = 4 bar)	3/8 1/2 3/4 1
opening (ms)	30 35 40 50
closing (ms)	50 60 60 70

fluids (*)	temperature range (TS)	seal materials (*)
air and gas groups 1 & 2	- 20°C to + 100°C	FPM (fluoroelastomer)
water, oil, liquids groups 1 & 2		PTFE

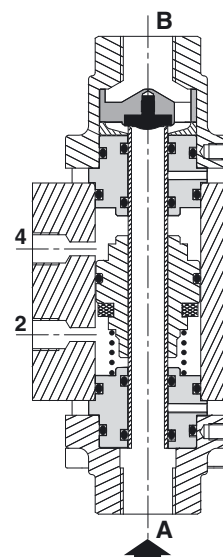
MATERIALS IN CONTACT WITH FLUID

(*) Ensure that the compatibility of the fluids in contact with the materials is verified

	Brass body	Stainless steel body
Body	Brass	Stainless steel
Internal parts	Brass	Stainless steel
Tube	Stainless steel	Stainless steel
Seals	FPM	FPM
Disc seal	PTFE	PTFE



CE



NC function

SPECIFICATIONS

pipe size	DN	flow coefficient Kv		operating pressure differential (bar)				catalogue number	
				min.	max. (PS)				
					air/gas/water/oil (*)				
		B → A	A → B						
G		(m³/h)	(l/min)					brass	stainless steel
NC - Normally closed									
3/8	10	2,2	36,6	0	12	40		G287A101	G287A109
1/2	15	5,2	86,6	0	12	40		G287A102	G287A110
3/4	20	7,5	125	0	12	40		G287A103	G287A111
1	25	12,2	203,3	0	12	40		G287A104	G287A112
NO - Normally open									
3/8	10	2,2	36,6	0	12	40		G287A105	G287A113
1/2	15	5,2	86,6	0	12	40		G287A106	G287A114
3/4	20	7,5	125	0	12	40		G287A107	G287A115
1	25	12,2	203,3	0	12	40		G287A108	G287A116

OPTIONS

- ATEX 94/9/EC versions for use in zones 1/21-2/22, categories 2-3, use suffix GD2 (example: G287A101GD2)
- Magnetic position detectors (MR) "T profile":
 - with 2 m PVC lead, 3 wires 0,14 mm², stripped and tinned ends, catalogue number: **88100737**
 - with 5 m PVC lead, 3 wires 0,14 mm², stripped and tinned ends, catalogue number: **88100738**
 - with 0,15 m PVC lead + plug-in male connector Ø M8 - 3 pins, catalogue number: **88100739**
 - with 0,15 m PVC lead + screw-type male connector Ø M12 - 3 pins, catalogue number: **88100740**

INSTALLATION

- The valves can be mounted in any position without affecting operation
- Valves have two mounting holes in body
- Pipe connection identifier is G = G (ISO 228/1)
- Installation/maintenance instructions are included with each valve


SPARE PARTS KITS & ACCESSORIES

catalogue number	spare parts kit no.		mounting bracket no.
	brass	stainless steel	
G287A101/109/105/113	C140176	C140177	C140130
G287A102/110/106/114	C140180	C140181	C140131
G287A103/111/107/115	C140184	C140185	C140132
G287A104/112/108/116	C140188	C140189	C140133

ORDERING EXAMPLES:

G	287	A	101
G	287	A	105
G	287	A	109
pipe thread			
basic number			

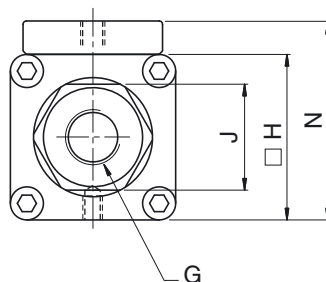
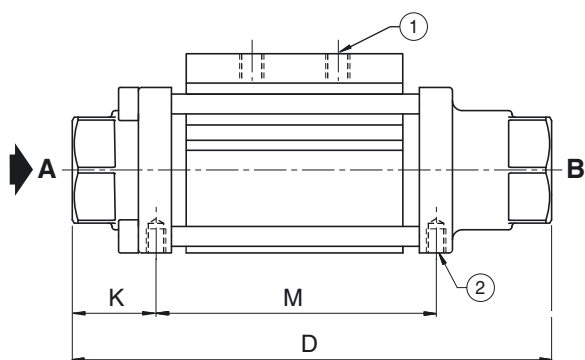
DIMENSIONS (mm), WEIGHT (kg)



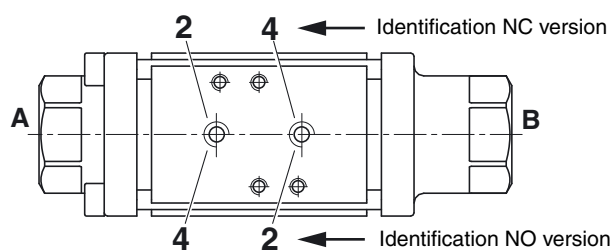
TYPE 01
NAMUR interface pilot

ORDERING EXAMPLES KITS:

C140176
C140181
basic number



- ① 2 pilot ports G 1/8
- ② 2 mounting holes Ø M5, depth 7 mm



NAMUR interface pilot operation

type	G	D	H	J	K	M	N	X	Y	Z	weight ⁽¹⁾
01	3/8	145	50	32	25	85	60	24	111	6	1,3
	1/2	173	70	41	31	103	68	38	136	6	2,5
	3/4	193	80	46	35	111	78	45	151	7	3,8
	1	212	90	55	36	121	88	50	165	7	5,1

⁽¹⁾ Without mounting brackets.

position detectors			mounting brackets			NAMUR solenoid valves, series 551		